

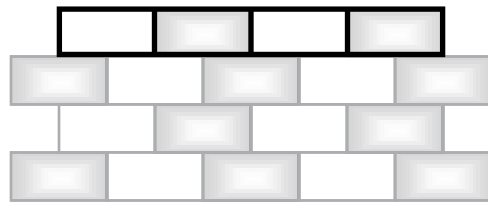


BRICK

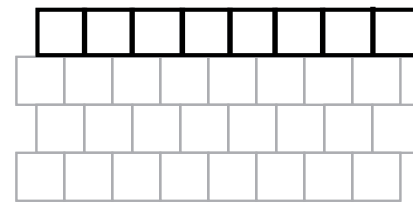
Glazed Ceramic Wall Tile



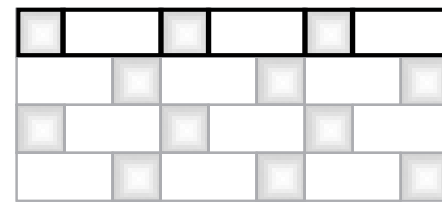
Brick Patterns




4 1/4 x 8 1/2 Debossed = 50%
4 1/4 x 8 1/2 Embossed = 50%



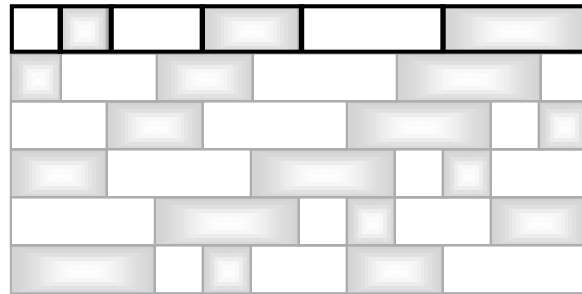
4 1/4 x 4 1/4 Embossed = 100%



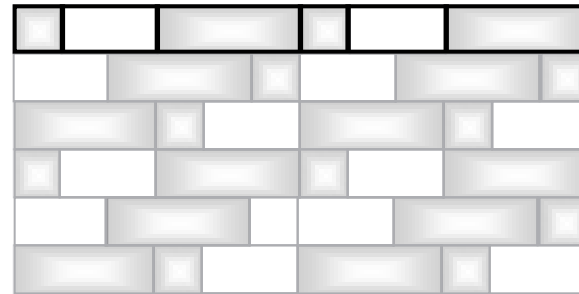
4 1/4 x 4 1/4 Debossed = 33%
4 1/4 x 8 1/2 Embossed = 67%



4 1/4 x 4 1/4 Embossed = 25%
4 1/4 x 12 3/4 Debossed = 75%



4 1/4 x 4 1/4 Debossed = 8.5%
4 1/4 x 8 1/2 Debossed = 16.5%
4 1/4 x 12 3/4 Debossed = 25%
4 1/4 x 4 1/4 Embossed = 8.5%
4 1/4 x 8 1/2 Embossed = 16.5%
4 1/4 x 12 3/4 Embossed = 25%




4 1/4 x 4 1/4 Debossed = 17%
4 1/4 x 8 1/2 Embossed = 33%
4 1/4 x 12 3/4 Debossed = 50%

Technical Data

Test Results:	Brick:	ASTM #:
Wear Rating	15% - 20%	PEI
Coefficient of Friction	>150 lbs.	C1028
Dynamic Coefficient of Friction	Resistant	C1028
Scratch Hardness	>50 psi	Mohs Scale
Water Absorption	Resistant	C373
Breaking Strength	17%	C648
Frost Resistance	Resistant	C1026
Thickness	7.3 - 7.7 mm	N/A

Colors



Matte White
Embossed



Matte White
Debossed



Matte Smoke
Embossed



Matte Smoke
Debossed



Matte Cocoa
Embossed



Matte Cocoa
Debossed



Matte Sweetwood
Embossed



Matte Sweetwood
Debossed

Sizes



4 1/4" x 12 3/4"



4 1/4" x 8 1/2"



4 1/4" x 4 1/4"

Coordinating Wall Tile Collection and Solids InDesign Trim (available in all colors)

Surface trim

