

COLORBODY™ PORCELAIN

CONTINENTAL SLATE™



 **daltile**®
DESIGN WITH CONFIDENCE™



CONTINENTAL SLATE™

COLORBODY™ PORCELAIN

floor • wall • countertop

Field Tile



BRAZILIAN GREEN CS52



PERSIAN GOLD CS54




EGYPTIAN BEIGE CS50



ASIAN BLACK CS53



INDIAN RED CS51



ENGLISH GREY CS57



TUSCAN BLUE CS56



MOROCCAN BROWN CS55

Mosaic



BRAZILIAN GREEN CS52
3 x 3 Mosaic (Available in all colors)

Decorative Accents



CS70 4 x 12 DECORATIVE BORDER
Egyptian Beige/Indian Red/Brazilian Green/Asian Black



CS71 4 x 12 DECORATIVE BORDER
Egyptian Beige/Indian Red/Brazilian Green/Asian Black



CS74 4 x 12 DECORATIVE BORDER
Persian Gold/Tuscan Blue/Moroccan Brown



CS75 4 x 12 DECORATIVE BORDER
Persian Gold/Tuscan Blue/English Grey



CS72 4 x 12 DECORATIVE BORDER
Egyptian Beige/Indian Red/Asian Black


Pattern Ideas




BRICK PATTERN



HOPSCOTCH PATTERN



BRICK PATTERN
WITH BORDER



DIAMOND PATTERN

SIZES

		SQ.FT. CARTON	PCS. PER CARTON
18 x 18 Field Tile	(17-13/16" x 17-13/16") (45.2 cm x 45.2 cm)	18.00	8
12 x 18 Field Tile	(11-13/16" x 17-13/16") (30.0 cm x 45.2 cm)	13.50	9
12 x 12 Field Tile	(11-13/16" x 11-13/16") (30.0 cm x 30.0 cm)	15.00	15
6 x 6 Field Tile	(5-13/16" x 5-13/16") (14.7 cm x 14.7 cm)	11.00	44
4 x 12 Decorative Border	(4" x 11-13/16") (10.0 cm x 30.0 cm)	--	10
3 x 3 Mosaic (Dot-mounted on a 1' x 2' sheet*)	(2-7/8" x 2-7/8") (7.5 cm x 7.5 cm)	22.00	11

*Sheet Size: 11-13/16" x 23-5/8" (30.0 cm x 60.0 cm)

RESIDENTIAL USAGE

FLOORS	WALLS	COUNTERTOPS	EXTERIOR PATIOS	EXTERIOR POOL DECKS
F	W	C	EP	ED

COMMERCIAL USAGE

	INTERIOR			EXTERIOR	
	LIGHT RESIDENTIAL	COMMERCIAL	COMMERCIAL	RESIDENTIAL	COMMERCIAL
Floors/Patios	✓	✓	✓	✓	✓
Walls/Backsplashes	✓	✓	✓	✓	✓
Countertops	✓	✓	✓	✓	✓
Pool Decking	✓	✓	✓	✓	✓
Pool Linings	✓	✓	✓	✓	✓

Suitable for freezing and non-freezing climates when proper installation methods are followed.

NOTES

Strong random shading enhances the natural beauty of this product. To achieve optimal results, tile should be selected from multiple cartons and shading arrangement planned prior to installation.

Special care should be taken when grouting with dark pigmented colors. A grout release is recommended to prevent finely powdered pigments from lodging in the pores of the surface. Use of a latex modified thin-set is recommended for installation.

Since there are variations in all fired ceramic products, tile and trim supplied for your particular installation may not match these samples. Final color selection should be made from actual tiles and trim and not from tile samples or color reproductions. Manufactured in accordance with ANSI A137.1 standards.

Water, oil, grease, etc. create slippery conditions. Floor applications with exposure to these conditions require extra caution in product selection. Not for use on ramps.

For additional information refer to "Factors to Consider" at: www.daltile.com/CommercialFactors or www.daltile.com/ResidentialFactors.



POST CONSUMER RECYCLED MATERIALS



PRE CONSUMER RECYCLED MATERIALS



MADE IN THE U.S.A.



EXTERIOR PRODUCT

All or selected items within this series are made in the USA. For more information visit www.daltile.com/ContinentalSlate.

TRIM

TYPE	NUMBER	SIZE	PCS. PER CARTON
Bullnose	S-43C9	3 x 12	30
Bullnose	S-4339	3 x 3	88
Cove Base*	S-36C9T	6 x 12	30
Cove Base Outcorner*	SC-36C9T	1 x 6	15

*Cove Base trim is intended to coordinate with floor field tile in the standard 90-degree installation position.

SHADE VARIATION



RANDOM (V4)

Extreme color and texture variation from tile to tile and within each tile; a random look.

INSTALLATION

THICKNESS	GROUT JOINT RECOMMENDATION
5/16" (1/4" for mosaics)	1/8" (Floor - 3/16" when rectangular sizes are used in a staggered brick-joint pattern, where the overlap does not exceed 33%), 1/16" (Wall), 1/8" (Mosaics)

DYNAMIC C.O.F. (WET) : 1 & 2

The higher the rating, the higher the slip resistance.

1 < .42

2 ≥ .42

STATIC C.O.F. (WET) : 1 & 3

1 < .50

2 .50 - .59

3 ≥ .60

TEST RESULTS

	ASTM#	FLOOR RESULT	MOSAIC RESULT
Water Absorption	C373	< 0.5%	< 3.0%
Breaking Strength	C648	> 275 lbs	> 250 lbs
Scratch Hardness	MOHS	8.0	8.0
Chemical Resistance	C650	Resistant	Resistant
Dynamic C.O.F.	A137.1	≥ 0.42	≥ 0.42
Static C.O.F.	C1028	Wet: ≥ 0.60 Dry: ≥ 0.65	Wet: ≥ 0.60 Dry: ≥ 0.65

Dynamic C.O.F. (Wet) value as measured by the DCOF AcuTest™ helps to assess a products suitability for a commercial environment. For more information, visit our website at www.daltile.com/DCOF.



daltile®

7834 C. F. Hawn Freeway | Dallas, TX 75217 | 214.398.1411 800.933.TILE
For more information about Daltile products and services, visit our website at daltile.com