

COLORBODY™ PORCELAIN
EXHIBITION™



EXHIBITION™

COLORBODY™ PORCELAIN



MAKE YOUR SPACE A WORK OF ART

Exhibition from Daltile takes its inspiration from trendy art galleries and stylish exposés. It takes on two looks, intricate linen fabric and cement, for a distinct and expressive appearance. When combined, these two visuals coordinate and complement each other perfectly. Exhibition's artistic personality pairs especially well with large and contemporary spaces. And its warm and cool color tones complement the most diverse palettes.

ARTISTIC ELEMENTS

Give your space a unique and modern look inspired by textiles and concrete.

TRENDY SIZES

Ideal for large projects and open spaces.

COLORS THAT COMPLEMENT







Select from an array of cool and warm tones that pair perfectly.

HIGH-END & HARDWEARING

Rich aesthetic with unparalleled durability.

FINISH THE LOOK

Coordinate your design scheme with some of our top complimentary colors.

COLOR			
	MODERN TAN	TREND GREY	BORREL
ACCENT			
	VERANDA SOLIDS DECO C P512 3 x 20 Border	SALERNO UNIVERSAL SL87 3 x 12 Floor/Wall Accent	SANDALO ZIRCON BLEND SW98 3 x 12 Floor/Wall Border

EXHIBITION™ COLORBODY™ PORCELAIN

FIELD TILE




STARK WHITE EX01



MODE BEIGE EX06



TAILOR BEIGE EX07



MODERN TAN EX08




GREY EX02



TREND GREY EX03



DARK GREY EX04



BLACK EX05



BORREL EX11



ECRU EX12



FRAY EX10



TWILL EX09

EXHIBITION™

COLORBODY™ PORCELAIN



SIZES - CEMENT VISUAL

		SQ.FT. CARTON	PIECES PER CARTON
24 x 48 Field Tile (Unpolished)	(23-3/8" x 46-7/8") (59.5 cm x 119.2 cm)	15.50	2
24 x 24 Field Tile (Unpolished & Textured)	(23-3/8" x 23-3/8") (59.5 cm x 59.5 cm)	11.64	3
12 x 24 Field Tile (Unpolished & Textured)	(11-5/8" x 23-3/8") (29.65 cm x 59.5 cm)	9.70	5

SIZES - FABRIC VISUAL

		SQ.FT. CARTON	PIECES PER CARTON
24 x 24 Field Tile Unpolished	(23-3/8" x 23-3/8") (59.5 cm x 59.5 cm)	11.64	3
12 x 24 Field Tile Unpolished	(11-5/8" x 23-3/8") (29.65 cm x 59.5 cm)	9.7	5

RESIDENTIAL USAGE

FLOORS	WALLS	COUNTERTOPS	EXTERIOR PATIOS	EXTERIOR POOL DECKS
F	W	C	EP	ED

COMMERCIAL USAGE

	INTERIOR			EXTERIOR	
	LIGHT RESIDENTIAL	COMMERCIAL	COMMERCIAL	RESIDENTIAL	COMMERCIAL
Floors/Patios	✓	✓	✓	✓▲	✓▲
Walls/Backsplashes	✓	✓	✓	✓	✓
Countertops	✓	✓	✓	✓	✓
Pool Decking	✓♦	✓♦	✓♦	✓♦	✓♦
Pool Linings	✓	✓	✓	✓	✓

Suitable for exterior applications in freezing and non-freezing climates when proper installation methods are followed.

▲ Unpolished & Textured surfaces

♦ Textured surface only

NOTES

Special care should be taken when grouting with dark pigmented colors. A grout release is recommended to prevent finely powdered pigments from lodging in the pores of the surface. Use of a latex modified thinset is recommended for installation.




Special care needs to be given when installing tiles 20" and larger. Please refer to www.daltile.com/LargeTiles for information.

Since there are variations in all fired ceramic products, tile and trim supplied for your particular installation may not match these samples. Final color selection should be made from actual tiles and trim and not from tile and trim samples or color reproductions. Manufactured in accordance with ANSI A137.1 standards.

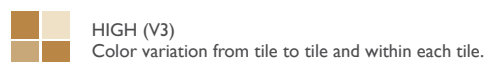
For additional information, refer to "Factors to Consider" at www.daltile.com/CommercialFactors.

Water, oil, grease, etc. create slippery conditions. Floor applications with exposure to these conditions require extra caution in product selection. Not for use on ramps.

TRIM

	TYPE	NUMBER	SIZE	PCS. PER CARTON
	Bullnose	S-43C9	3 x 12	30
	Cove Base	S-36C9T	6 x 12	20
	Cove Corner	SC-36C9T	1 x 6	10

SHADE VARIATION



INSTALLATION

THICKNESS	GROUT JOINT RECOMMENDATION
3/8"	1/8" (3/16" when rectangular sizes are used in a staggered brick-joint pattern, where the overlap does not exceed 33%)

DYNAMIC C.O.F. (WET) : 2

The higher the rating, the higher the slip resistance.

1 < 0.42

2 ≥ 0.42

STATIC C.O.F. (WET) : 2

1 0.50 - 0.59

2 ≥ 0.60

TEST RESULTS

	ASTM#	Textured Result	Unpolished Result
Water Absorption	C373	< .05%	< .05%
Breaking Strength	C648	> 450 lbs	> 450 lbs
Scratch Hardness	MOHS	8	8
Chemical Resistance	C650	Resistant	Resistant
Dynamic C.O.F.	A137.1	Wet: ≥ 0.42	Wet: ≥ 0.42
Static C.O.F.	C1028	Wet: ≥ 0.65 Dry: ≥ 0.80	Wet: ≥ 0.60 Dry: ≥ 0.70



PRE CONSUMER
RECYCLED MATERIALS



TRU-EDGE



EXTERIOR
PRODUCT

 **daltile**®

DESIGN WITH CONFIDENCE™

7834 C. F. Hawn Freeway | Dallas, TX 75217 | 214.398.1411 | 800.933.TILE
For more information about Daltile products and services, visit our website at DAL TILE.COM.
© 2013 Dal-Tile Corporation (10/13).