

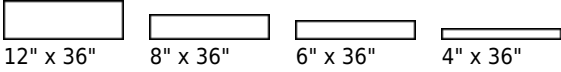
ALPINE™

GLAZED BODY MATCH PORCELAIN

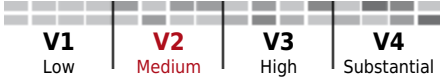
10 Colors

4 Sizes


$\frac{5}{16}$ " Thickness



Color shade variations



MSDS Sheet available for download at www.emser.com




Cream
12" x 36" F72ALPICR1236
8" x 36" F72ALPICR0836
6" x 36" F72ALPICR0636
4" x 36" F72ALPICR0436



Honey
12" x 36" F72ALPIHO1236
8" x 36" F72ALPIHO0836
6" x 36" F72ALPIHO0636
4" x 36" F72ALPIHO0436



Mocha
12" x 36" F72ALPIMO1236
8" x 36" F72ALPIMO0836
6" x 36" F72ALPIMO0636
4" x 36" F72ALPIMO0436



Cinnamon
12" x 36" F72ALPICI1236
8" x 36" F72ALPICI0836
6" x 36" F72ALPICI0636
4" x 36" F72ALPICI0436




Foam
12" x 36" F72ALPIFO1236
8" x 36" F72ALPIFO0836
6" x 36" F72ALPIFO0636
4" x 36" F72ALPIFO0436



Amaretto
12" x 36" F72APLIAM1236
8" x 36" F72APLIAM0836
6" x 36" F72APLIAM0636
4" x 36" F72APLIAM0436



Espresso
12" x 36" F72ALPIES1236
8" x 36" F72ALPIES0836
6" x 36" F72ALPIES0636
4" x 36" F72ALPIES0436



Cafe
12" x 36" F72ALPICA1236
8" x 36" F72ALPICA0836
6" x 36" F72ALPICA0636
4" x 36" F72ALPICA0436



Vanilla
12" x 36" F72ALPIVA1236
8" x 36" F72ALPIVA0836
6" x 36" F72ALPIVA0636
4" x 36" F72ALPIVA0436



Java
12" x 36" F72ALPIJA1236
8" x 36" F72ALPIJA0836
6" x 36" F72ALPIJA0636
4" x 36" F72ALPIJA0436

APPLICATIONS

Product	Floor	Wall	Counter	Residential	Commercial Light	Commercial Heavy	Outdoor use	Go Linear	Green Friendly
ALPINE™	X	X		X	X	X	X	X	

TECHNICAL SPECIFICATIONS

TEST	ASTM #	RESULTS
Abrasion Resistance	C1027	IV
Breaking Strength	C648	≥ 700 lbf.
Chemical Resistance	C650	RESISTANT
Water Absorption	C373	≤ .5%
Coefficient of Friction SCOF	C1028	Wet ≥ .75
Coefficient of Friction DCOF	BOT3000	Wet ≥ .42
Freeze-Thaw Cycling	C1024	RESISTANT
Scratch Hardness	MOHS	7

GROUT JOINT RECOMMENDATION
 Approximately 3/16"

PATTERN SUGGESTIONS

