

WESTERN STONE



live inspired





A NATURAL ENVIRONMENT ENHANCES A COMMON LOOK

No difference between inside and outside between stone and porcelain. A common natural origin brings products to life and to its display. We have chosen wide spaces, facing a natural landscape to show beauty and naturalness of this product. Shaded and colored like a natural stone, strong and technological like the most innovative porcelain tile.

UNIQUE AND SOPHISTICATED

Western Stone captures the unique features of the real stone through a sophisticated technology, adding high quality characteristics in hardness and resistance to abrasion and all types of wear.

The expressive potential of porcelain has been increased through the use of different textures and veining that underscore the uniqueness and different look of this product. Western Stone brings a soft and warm atmosphere in all spaces of your home allowing a perfect application that easily matches every architectural or design style.









WESTERN STONE | GLAZED PORCELAIN TILE


20" x 20"
13" x 13"
6 1/2" x 6 1/2"



A392 Canyon City BG
20" x 20"



A397 Canyon City BG
13" x 13"



A402 Canyon City BG
6 1/2" x 6 1/2"




A394 Gold Rush GI
20" x 20"



A399 Gold Rush GI
13" x 13"



A404 Gold Rush GI
6 1/2" x 6 1/2"



AE3K Canyon City BG
Mosaic - Square 2" x 2"
13" x 13"



AE3M Gold Rush GI
Mosaic - Square 2" x 2"
13" x 13"

TRIMS



AE33 Canyon City BG Bullnose
AE34 Yukon Trail NO Bullnose
AE35 Gold Rush GI Bullnose
AF2T Klondike RS Bullnose
3" x 13"



AH35 Canyon City BG Cove Base
AH36 Yukon Trail NO Cove Base
AH37 Gold Rush GI Cove Base
AH38 Klondike RS Cove Base
6" x 8"



AH39 Canyon City BG Cove Base In Angle
AH4A Yukon Trail NO Cove Base In Angle
AH4B Gold Rush GI Cove Base In Angle
AH4C Klondike RS Cove Base In Angle
1" x 6"



AH4D Canyon City BG Cove Base Out Angle
AH4E Yukon Trail NO Cove Base Out Angle
AH4F Gold Rush GI Cove Base Out Angle
AH4G Klondike RS Cove Base Out Angle
1" x 6"

20" x 20"
13" x 13"
6 1/2" x 6 1/2"



A393 Yukon Trail NO
20" x 20"

A398 Yukon Trail NO
13" x 13"

A403 Yukon Trail NO
6 1/2" x 6 1/2"



AF25 Klondike RS
20" x 20"

AF2R Klondike RS
13" x 13"

AF2Q Klondike RS
6 1/2" x 6 1/2"



AE3N Yukon Trail NO
Mosaic - Square 2" x 2"
13" x 13"



AF2U Klondike RS
Mosaic - Square 2" x 2"
13" x 13"

TRIMS



AF4C Canyon City BG V-Cap
AF4F Yukon Trail NO V-Cap
AF4D Gold Rush GI V-Cap
AF4E Klondike RS V-Cap
2 1/4" x 6 1/2"



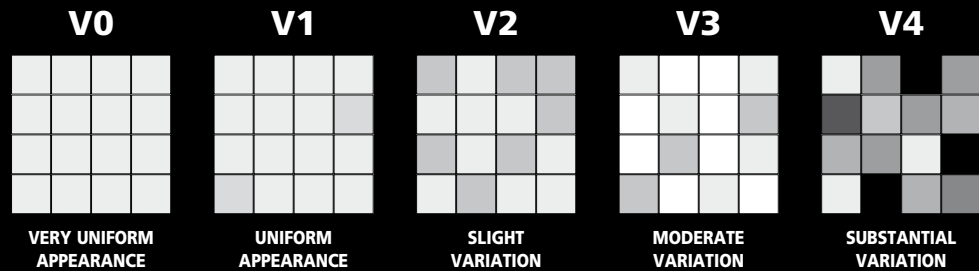
AF4G Canyon City BG V-Cap Corner
AF4K Yukon Trail NO V-Cap Corner
AF4H Gold Rush GI V-Cap Corner
AF4J Klondike RS V-Cap Corner
3/4" x 2 1/4"

SHADE VARIATIONS

The color and shade of all tiles vary to some degree. This variance can be from piece to piece and can also occur from production run to production run.

American National Standard Specifications for Ceramic Tile (ANSI) has implemented a guide that rates ceramic tile on a five-point scale and ranges from V0 through V4.

Instituting the ANSI's color shade variation guidelines you will reduce customer complaints and sell the unique and individual beauty of each ceramic tile.



V0 Very Uniform Appearance

Pieces of the same shade value are very uniform and smooth in texture.

V1 Uniform Appearance

Differences among pieces from the same production run are minimal.

V2 Slight Variation


Clearly Distinguishable differences in texture and/or pattern within similar colors.

V3 Moderate Variation

While the colors and/or texture present on a single piece of tile will be indicative of the colors and/or texture to be expected on the other tiles, the amount of colors and/or texture on each piece may vary significantly. It is recommended that the range be viewed before selection.

V4 Substantial Variation

Random color and/or texture differences from tile to tile, so that one tile may have totally different colors and/or texture from that on other tiles. Thus, the final installation will be unique. It is recommended that the range be viewed before selection.

SHADE VARIATION AND APPLICATIONS				
V4  SUBSTANTIAL VARIATION		Residential	Commercial	Industrial
		Floor	•	•
	Wall	•	•	•
	Countertop	•	•	•
	Pool	•	•	•

Water, oil, grease, or other fluids create slippery conditions. Floors with exposure to these conditions require extra caution in product selection and proper maintenance.

CARE & MAINTENANCE

Western Stone is a stain-resistant porcelain tile. Routine maintenance will keep your tile looking new for years to come.

Ragno USA's products are typically easy to install and maintain using the following general guidelines:

- Choose tile from same dye lot and caliber whenever possible
- Select tile alternately from several boxes and rotate when installing
- Follow industry-accepted installation practices as detailed by Tile Council of America "Handbook for Ceramic Tile Installation" or those recommended by the Ceramic Tile Institute of America
- Remove all grout residue promptly after application; neither acid cleaning nor sealing is recommended
- Clean regularly with clear water and/or a neutral (soapless) cleaner, wipe dry to lessen slippery conditions

TECHNICAL SPECIFICATIONS

DESCRIPTION	ANSI STANDARD	RESULT	ASTM TEST METHOD	
Water Absorption	≤ 0.50%	≤ 0.50%	C373	
Frost Resistance	As Reported	Resistant	C1026	
Scratch Resistance	MOHS 1-10	8	MOHS SCALE	
Breaking Strength	20" x 20"	≥ 250 lbf.	≥ 640 lbf.	C648
	13" x 13"	≥ 250 lbf.	≥ 540 lbf.	C648
Facial Dimension	+/- 3.0 % from Nominal	Within Standard	C499	
Thickness	≤ 0.04 in (1.02 mm max)	Within Standard	C499	
Wedging (Squareness)	+/- 0.50 % or 2.0 mm*	Within Standard	C502	
Warpage (Flatness)	+/- 0.75 % or 2.3 mm*	Within Standard	C485	
Abrasion Resistance	Class 0 - Class V	Class IV	C1027	
C.O.F. (Wet)	As Reported	0.60 ≤ COF < 0.70	C1028	
C.O.F. (Dry)	As Reported	0.70 ≤ COF < 0.80	C1028	
Chemical Resistance	Class A - Class E	Class A	C650	
Stain Resistance	Class A - Class E	Class A	C1378	

* Whichever is less

PACKAGING

	SIZE	THICKNESS	BOX			PALLET		
			PCS	SQ FT	LBS	BOXES	SQ FT	LBS
Modular Tile	6 ¹ / ₂ " x 6 ¹ / ₂ "	6/16"	32	9.38	42.00	51	478.38	2142.00
Modular Tile	13" x 13"	6/16"	09	10.74	47.00	56	601.44	2632.00
Floor Tile	20" x 20"	7/16"	06	16.15	77.00	24	387.60	1848.00
Mosaic - 2" x 2" Square	13" x 13"	Compatible	10		39.00			
Cove Base**	6" x 8"	Compatible	24		26.00			
Cove Base In Angle**	1" x 6"	Compatible	06		2.00			
Cove Base Out Angle**	1" x 6"	Compatible	06		2.00			
V-Cap**	2 ¹ / ₄ " x 6 ¹ / ₂ "	Compatible	10		3.00			
V-Cap Corner**	3 ⁴ / ₄ " x 2 ¹ / ₄ "	Compatible	04		1.00			
Bullnose*	3" x 13"	Compatible	20		23.00			

* Trim is available in all colors and made to complement Modular and Floor Tile.

** Trim is available in all colors and made to complement Modular and Floor Tile. Suggested for interior applications only.



Floor Tile



Wall Tile



Modular Tile



Decorative Tile



Trim Available



Suitable for Outdoors



Substantial Variation



Frost Resistant



Meets ADA Recommendations



Abrasion Resistance



C.O.F. (Wet)



C.O.F. (Dry)



21% Minimum Pre-Consumer Recycled Content



Certified No VOC



Contributes to LEED Credits



RAGNO  USA

RAGNO USA, Inc.

359 Clay Road
Sunnyvale, TX 75182 USA
Telephone: 972.232.3802
Fax: 972.725.3127
Toll Free: 888.297.2466

E-mail: info@ragnousa.com
Web site: www.ragnousa.com

live inspired

