



infusion™

COLORBODY™ PORCELAIN FLOOR & GLAZED CERAMIC WALL TILE




AMERICAN OLEAN®



infusion

Classic, sophisticated style of artisanal tweed outfits a modern atrium. Warm linen tones line a contemporary boardroom. Infusion inspires distinct walls and floors with unmistakable fabric visuals, exemplified in fashionable porcelain and glazed ceramic tiles.



alluring aesthetics are the new accessory

Featuring rich visual textures, Infusion ColorBody™ porcelain floor and glazed ceramic wall tile meld sophistication with contemporary style. Available in seven timeless colors like Taupe, Gold and Gray, Infusion inspires designs that endure the test of time – and leave a lasting impression.

Whether influenced by current trends or conventional tastes, Infusion denotes genuine character and modern allure. Capturing the stunning look of tweed and linen, the porcelain floor and glazed ceramic wall tiles envelope any space with an air of fashion sense and favorable manner.



colors





fashion meets form

Your unique vision will come to life with modular tile sizes that promote patterns using multiple sizes. Flexibility of design is enhanced further with a full trim package and TruEdge™ rectified edges that create seamless walls and minimize grout joints.

Create a hip edge with refined taste; blur formal with fun. Infusion offers a floor and wall tile package that defines “trendsetter” with an eye for high quality.

Versatile design will take the stage with a supporting cast of revered durability and modern style.

Photo features Infusion in Gray Fabric 2 x 24, 4 x 24, 6 x 24 and 12 x 24 on the floor. Infusion in White 8 x 20 on the wall in a grid pattern.



FIELD TILE



White Fabric IF50



Beige Fabric IF51



Taupe Fabric IF52



Gold Fabric IF53



Brown Fabric IF54



Gray Fabric IF55



Black Fabric IF56

FIELD TILE – WENGE



White Wenge IF60



Beige Wenge IF61



Taupe Wenge IF62



Gold Wenge IF63



Brown Wenge IF64



Gray Wenge IF65



Black Wenge IF66

MOSAIC TILE



White Fabric IF50
1 x 2 Mosaic



Beige Fabric IF51
1 x 2 Mosaic




Taupe Fabric IF52
1 x 2 Mosaic



Gold Fabric IF53
1 x 2 Mosaic



Brown Fabric IF54
1 x 2 Mosaic



Gray Fabric IF55
1 x 2 Mosaic



Black Fabric IF56
1 x 2 Mosaic

WALL TILE



White Wall IF70



Beige Wall IF71



Taupe Wall IF72




Gold Wall IF73



Brown Wall IF74



Gray Wall IF75



Black Wall IF76

DECORATIVE ACCENT



White/Beige Fabric IF80
6 x 24 Accent



Gold/Taupe Fabric IF82
6 x 24 Accent




Taupe/Brown Fabric IF81
6 x 24 Accent



Gray/Black Fabric IF83
6 x 24 Accent

SIZES, SHADE VARIATION & PRICING



24 x 24 Field Tile
(23 1/2" x 23 1/2")
(59.8 cm x 59.8 cm)



12 x 24 Field Tile
(11 3/4" x 23 1/2")
(29.8 cm x 59.8 cm)




12 x 12 Field Tile
(11 3/4" x 11 3/4")
(29.8 cm x 29.8 cm)



6 x 24 Field Tile
(5 7/8" x 23 5/8")
(15 cm x 60 cm)



4 x 24 Field Tile
(4" x 23 5/8")
(9.7 cm x 60 cm)



2 x 24 Field Tile
(2" x 23 5/8")
(4.7 cm x 60 cm)



8 x 20 Wall Tile
(2" x 23 1/2")
(15 cm x 60 cm)



1 x 2 Mosaic
(11 3/4" x 11 3/4" sheet)
(29.8 cm x 29.8 cm sheet)
Mesh-mounted

Tile Thickness: 3/8"
Recommended Grout Joint: 3/16" (3/16" when rectangular sizes are used
in a staggered brick-joint pattern where overlap does not exceed 33%.)
Pricing: High

TRIM



Fabric Bullnose
S-44C9
4 x 12



Cove Base
S-36C9T
6 x 12




Cove Base Outcorner
S-36C9T
6 x 12




Jolly
S-5810J
4 x 12

PATTERN IDEAS



Diamond Pattern
100 pcs. per 100 s/f
12 x 12 100%



Grid Pattern
100 pcs. per 100 s/f
12 x 12 100%

PERFORMANCE CHARACTERISTICS

	C.O.F.		Moisture Absorption	Breaking Strength	MOH's	Chemical Resistance
	Wet	Dry				
Floor Tile:	≥0.60	≥0.70	<0.5%	>450 lbs.	8.0	Resistant
Wall Tile:	N/A	N/A	<20.0%	100-230 lbs.	4.0-6.5	Resistant

FLOOR TILE APPLICATIONS

	INTERIOR			EXTERIOR	
	RES	LT	COM	RES	COM
Floors/Patios: Covered & Uncovered †	●	●	●	●	○
Walls/Backsplashes	●	●	●	●	●
Countertops	●	●	●	●	●
Pool Linings	●	●	●	●	●
Pool Decking	○	○	○	○	○

WALL TILE APPLICATIONS

	INTERIOR			EXTERIOR	
	RES	LT	COM	RES	COM
Floors/Patios: Covered & Uncovered †	○	○	○	○	○
Walls/Backsplashes	●	●	●	●	●
Countertops ♦	●	●	●	●	●
Pool Linings	●	●	●	●	●
Pool Decking	○	○	○	○	○

APPLICATION NOTES:

† Water, oil, grease etc. create slippery conditions.

Floor applications with exposure to these conditions require extra caution in product selection.

♦ Darker colors may show scratches.

Not for use on ramps.

Suitable for exterior walls in freezing and non-freezing climates when proper installation methods are followed.

For additional information, refer to Factors to Consider at www.americanolean.com/CommercialFactors.

• Special care should be taken when grouting with dark pigmented colors. A grout release is recommended to prevent finely powdered pigments from lodging in the pores of the tile surface.

• Use of a latex modified thin-set is recommended for proper installation.

Cleaning Procedures

- Remove loose dust and dirt with a damp cloth or sponge
- Use a neutral, non-abrasive cleaner suitable for porcelain tile
- Remove cleaning solution with a clean, damp sponge or mop

Installation Methods

Backing Materials

- Concrete
- Mortar bed
- Cementitious backer board

Setting

- Latex modified thin-set
- Epoxy

Grouting

- Sanded grout
- Sanded cement grout
- Epoxy grout
- Recommended grout joint: 3/16"

NOTES

Since there is shade variation in all natural products, the tile and trim supplied for your particular installation may not match these samples. Final selection should be made from actual tiles and trim and not from tile and trim samples or color reproductions. Manufactured in accordance with ANSI A137.1 standards.



American Olean Greenworks is part of the Mohawk Greenworks™ corporate initiative. Visit mohawkgreenworks.com for more details.



captivate

americanolean.com



888-AOT-TILE

© 2011 American Olean CSAOINFUSION