



White Image PN94  
12 x 24, 12 x 12



Beige Haze PN95  
12 x 24, 12 x 12



Gray Fog PN98  
12 x 24, 12 x 12



Green Mist PN97  
12 x 24, 12 x 12





Brown Vision PN96  
12 x 24, 12 x 12






Black Shadow PN99  
12 x 24, 12 x 12


## Sizes

			Sq. Ft. per carton	Pieces per carton
	12 x 24 Field Tile	(11-13/16" x 23-5/8") (30.0 cm x 60.0 cm)	9.68	5
	12 x 12 Field Tile	(11-13/16" x 11-13/16") (30.0 cm x 30.0 cm)	10.65	11

## Linear Options™ Sizes

			Sq. Ft. per carton	Pieces per carton
	6 x 24 Field Tile	(6" x 23-5/8") (14.63 cm x 60.0 cm)	10.65	11
	4 x 24 Field Tile	(4" x 23-5/8") (9.73 cm x 60.0 cm)	6.46	10
	2 x 24 Field Tile	(2" x 23-5/8") (4.67 cm x 60.0 cm)	6.66	20

## Trim

Type	Number	Size	Pieces per carton
 Bullnose	S-43C9	3 x 12	33

## Notes

Special care needs to be given when installing tiles 20" and larger. Please refer to [www.daltileproducts.com/LargeTiles](http://www.daltileproducts.com/LargeTiles) for information.

Special care should be taken when grouting with dark pigmented colors. A grout release is recommended to prevent finely powdered pigments from lodging in the pores of the surface. Use of a latex modified thin-set is recommended for installation.


Since there are variations in all fired ceramic products, the tile and trim supplied for your particular installation may not match these samples. Final color selection should be made from actual tiles and trim and not from tile and trim samples or color reproductions. Manufactured in accordance with ANSI A137.1 standards.

## Application

	Residential	Light Commercial	Commercial	Commercial Exteriors
Floors	❖	❖	❖	
Walls/Backsplashes	❖	❖	❖	❖
Countertops	❖	❖	❖	❖
Pool Decking				
Pool Linings	❖	❖	❖	❖

Suitable for exterior walls in freezing and non-freezing climates when proper installation methods are followed.

## Installation

Thickness	Grout Joint Recommendation	Shade Variation
3/8"	1/8" (3/16" when rectangular size is used in a staggered brick-joint pattern, where the overlap does not exceed 33%)	 Medium (V2)

## Test Results

	ASTM#	Result
Water Absorption	C373	< 0.5%
Breaking Strength	C648	> 400 lbs
Scratch Hardness	MOHS	8.0
Chemical Resistance	C650	Resistant
Coefficient of Friction	C1028	Wet: ≥ 0.60 Dry: ≥ 0.70

For additional information refer to "Factors to Consider" at: [www.daltile.com/CommercialFactors](http://www.daltile.com/CommercialFactors).

Water, oil, grease etc. create slippery conditions. Floor applications with exposure to these conditions require extra caution in product selection. Not for use on ramps.



TRU-EDGE

protected by design



Designed to help earn LEED™ Credits.

At Daltile, we help make it easier for you to earn points toward LEED™ certification so you don't have to compromise your design for any reason. We use recycled materials in many of our products and have multiple manufacturing facilities providing the potential to be within 500 miles of your projects. For detailed information, visit [daltilegreenworks.com](http://daltilegreenworks.com)

To view the complete collection of Daltile® products, visit our website at [www.daltileproducts.com](http://www.daltileproducts.com).



daltile®