

GLAZED WALL & COUNTER TILE

# RITTENHOUSE SQUARE™



**daltile**<sup>®</sup>  
DESIGN WITH CONFIDENCE™



# RITTENHOUSE SQUARE™

GLAZED WALL  
& COUNTER



*wall • countertop*

Just like the famous Philadelphia park, there is no question this collection is simply timeless. Classic colors inspired by the landmark's 17th-century history make for a collection of long-established and stylish looks perfect for creating a timeless, elegant look in your space.



# RITTENHOUSE SQUARE™

GLAZED WALL  
& COUNTER

## *Semi-Gloss Field/Accent Tile*



ARCTIC WHITE 0190 (2) ■ ■



WHITE 0100 (2) ■ ■



WHITE K101 (2) ■



BISCUIT K175 (2) ■



ALMOND 0135 (2) ■ ■



ALMOND K165 (2) ■



URBAN PUTTY 0161 (3)



DESERT GRAY X114 (2)



ARCHITECTURAL GRAY 0109 (3)



ELEMENTAL TAN 0166 (3)



ARTISAN BROWN 0144 (3)



CITYLINE KOHL 0171 (3)



BLACK K111 (3) ■

(1), (2), (3) and (4) indicate Price Groups. (1) being the least expensive.

All colors available in 3 x 6.

■ ■ Brick-joint available

■ Shelf Rail available

## Matte Field/Accent Tile (Price Group 4)



MATTE ARCTIC WHITE 0790



MATTE BISCUIT K775



MATTE ALMOND X735



MATTE ARCHITECTURAL GRAY 0709



MATTE URBAN PUTTY 0761



MATTE ELEMENTAL TAN 0766



MATTE ARTISAN BROWN 0744



MATTE CITYLINE KOHL 0771



MATTE DESERT GRAY X714



MATTE BLACK K711

## Made-to-Order Colors



UPTOWN TAUPE  
0132



CRISP LINEN  
0139



CORN SILK  
0160



LUMINARY GOLD  
0142



GOLD COAST  
0191



SUNFLOWER  
DH50



MISTY MEADOW  
0112



GARDEN SPOT  
0141



MINT ICE  
0152



CYPRESS  
1452



OAK MOSS  
0195



SPA  
0148



WATERFALL  
0169



COBALT  
DM14 ★



GALAXY  
1469



NAVY  
K189



ICE GREY  
K176



SUEDE GREY  
0182



AQUA GLOW  
0197



MATTE CRISP  
LINEN 0739



MATTE UPTOWN  
TAUPE 0732

★ Subject to crazing; black grout not recommended.

# RITTENHOUSE SQUARE™

GLAZED WALL  
& COUNTER

## *Decorative Accents*



WHITE K101 WAVE ●



WHITE K101 CLASSIC ●



ALMOND K165 WAVE ●



ALMOND K165 CLASSIC ●



TRANSLUCENT ALMOND RT01



TRANSLUCENT ALMOND RT01



WHITE K101 ▼




ALMOND K165 ▼


● Also available in White 0100 and Almond 0135 colors.

▼ Also available in Arctic White 0190, White 0100, Biscuit K175, Almond 0135 and Black K111.

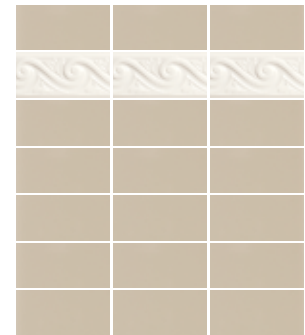
## *Pattern Ideas*



BRICK JOINT PATTERN



GRID PATTERN



GRID PATTERN  
WITH ACCENT



## SIZES

		SQ.FT. CARTON	PCS. PER CARTON
3 x 6 Field Tile	(3" x 6") (7.6 cm x 15.2 cm)	12.50	100
3 x 6 Wave Accent	(3" x 6") (7.6 cm x 15.2 cm)	--	18
3 x 6 Classic Accent	(3" x 6") (7.6 cm x 15.2 cm)	--	16
2 x 6 Shelf Rail	(2-3/16" x 6") (5.5 cm x 15.2 cm)	--	20
2 x 4 Brick-joint	(2" x 4") (5.397 cm x 10.79 cm)	11.43	9 sheets

## RESIDENTIAL USAGE

FLOORS	WALLS	COUNTERTOPS	EXTERIOR PATIOS	EXTERIOR POOL DECKS
F*	W**	C▲		

\* Matte suitable for residential bathroom floors not subject to outside foot traffic.  
 \*\* Suitable for exterior walls in non-freezing climates only.  
 ▲ Darker colors may show scratches.

## COMMERCIAL USAGE

	INTERIOR			EXTERIOR	
	RESIDENTIAL	LIGHT COMMERCIAL	COMMERCIAL	RESIDENTIAL	COMMERCIAL
Floors/Patios	Bathrooms in Matte only				
Walls/Backsplashes	✓	✓	✓	✓	✓
Countertops*	✓	✓	✓	✓	✓
Pool Decking					
Pool Linings	✓	✓	✓	✓	✓

Suitable for non-freezing climates when proper installation methods are followed.  
 \*Darker colors on counters may show scratches.

## NOTES

**Manufacturer Warning:** These tiles have a dynamic coefficient of friction less than 0.42 as measured by the DCOF Acutest method. Tiles with DCOF Acutest values less than 0.42 are not recommended for use in areas with wet or slippery conditions. If such tiles are used as a walking surface where water, ice, oil, grease and/or other substances are present, such a condition could cause a reduction in foot traction and become unexpectedly slippery resulting in a fall or personal injury. See ANSI standard A137.1 section 6.2.2.1.10, available at [www.tileusa.com](http://www.tileusa.com).







Since there are variations in all fired ceramic products, the tile and trim supplied for your particular installation may not match these samples. Final color selection should be made from actual tiles and trim and not from tile and trim samples or color reproductions. Manufactured in accordance with ANSI A137.1 standards.

Natural lighting, wall-washed lighting and tile installed at different planes may impact color tonality.

For additional information refer to "Factors to Consider" at: [www.daltile.com/CommercialFactors](http://www.daltile.com/CommercialFactors)

Water, oil, grease etc. create slippery conditions. Floor applications with exposure to these conditions require extra caution in product selection. Not for use on ramps.

## TRIM

	TYPE	NUMBER	SIZE	PCS. PER CARTON
	Mosaic Bullnose	S-4249	2 x 4	180
	Bullnose	S-4369 (on 6" side)	3 x 6	100
	Bullnose	S-4639 (on 3" side)	3 x 6	100
	Bullnose Corner	SCRIL-4369	3 x 6	100
	Cove Base	A-3361	3 x 6	36
	Cove Base Corner	SCRIL-3361	3 x 6	36

## SHADE VARIATION



LOW (V1)  
 Monochromatic; consistent color within each tile and from tile to tile.

## INSTALLATION

THICKNESS	GROUT JOINT RECOMMENDATION
5/16"	1/16"

## DYNAMIC C.O.F. (WET) : I

The higher the rating, the higher the slip resistance.

1	< 0.42
2	≥ 0.42

## STATIC C.O.F. (WET) : I

1	0.50 - 0.59
2	≥ .60

## DURABILITY : I

Floor wear resistance

1	Residential Bathrooms*
2	All Residential Areas
3	All Residential / Light Commercial
4	All Residential / Commercial

\*Matte colors only.

## TEST RESULTS

	ASTM#	RESULT
Water Absorption	C373	< 20.0%
Breaking Strength	C648	100-230 lbs
Scratch Hardness	MOHS	4.0-6.5
Chemical Resistance	C650	Resistant
Dynamic C.O.F.	A137.1	< 0.42
Static C.O.F.	C1028	Wet: 0.50 - 0.59 Dry: ≥ 0.80

Dynamic C.O.F. (Wet) value as measured by the DCOF AcuTest<sup>SM</sup> helps to assess a product's suitability for a commercial environment. For more information, visit our website at [www.daltile.com/DCOF](http://www.daltile.com/DCOF).

# RITTENHOUSE SQUARE™

GLAZED WALL  
& COUNTER



*wall • countertop*



**daltile**  
**greenworks™**  
ENVIRONMENTAL LEADERSHIP THAT WORKS

By their very design, Daltile products can help make it easier for you to earn LEED™ points and/or points towards many industry leading green home building programs. From using recycled material content to establishing manufacturing facilities within 500 miles of your project, we help ensure you don't have to compromise your design to be environmentally conscious. For detailed information, visit [daltilegreenworks.com](http://daltilegreenworks.com).



PRE CONSUMER  
RECYCLED MATERIALS



7834 C. F. Hawn Freeway | Dallas, TX 75217 | 214.398.1411 | 800.933.TILE  
For more information about Daltile products and services, visit our website at [daltile.com](http://daltile.com)