



FLOOR

RIVER MARBLE™
COLORBODY™ PORCELAIN

 **daltile®**
IMAGINE WHAT'S POSSIBLE



Photo features Smoky River 12 x 24 field tile on the floor.
Cover photo features Sandy Flats 12 x 24 field tile on the floor.

Be Inspired by the Fluid Movement of River Marble™

Create a lasting impression with the flowing visual impact offered by River Marble. Its intricate veining and organic color palette resembles rich, luxurious marble, but offers the practicality of a porcelain tile. It's available in large format tiles with your choice of matte or polished finish, which offers you the flexibility to design an elegant space that's perfect for both classic and contemporary styles.


- BEAUTIFUL DESIGN
 - Captivating marble look with intricate details that project a strong, traditional visual
 - Available in five nature-inspired colors and four plank and rectangular sizes
 - Matte and polish surfaces inspire a variety of design opportunities
- PERFECT FOR ANY SPACE
 - Creates a unique look in any space—from large open areas to luxurious bathrooms and entryways
 - Affordable, high-end stone look

 PRE CONSUMER RECYCLED MATERIALS


 TRUE EDGE

 CERTIFIED PORCELAIN TILE
0.05% or less water absorption

FIELD TILE




River Rapids RM90




Sandy Flats RM91



Silver Springs RM92



Muddy Banks RM93



Smoky River RM94

RIVER MARBLE™

COLORBODY™ PORCELAIN

SIZES

			Thickness	Sq. Ft. per Carton	Pieces Per Carton
	12 x 36 Field Tile	(11-5/8" x 35-3/16") (29.56 cm x 89.32 cm)	7/16"	11.40	4
	8 x 36 Field Tile	(7-5/8" x 35-3/16") (19.60 cm x 89.32 cm)	7/16"	11.40	6
	12 x 24 Field Tile	(11-5/8" x 23-3/8") (29.56 cm x 59.44 cm)	3/8"	15.28	8
	6 x 24 Field Tile	(5-5/8" x 23-3/8") (14.62 cm x 59.44 cm)	3/8"	10.67	11

FLOOR APPLICATIONS

	Target DCOF wet	Tile Texture or Added Abrasive	Suitable
Dry & Level – Interior*	N/A	N/A	✓
Wet & Level – Interior	≥ 0.42	Optional	✓
Commercial Dining Areas – Interior	≥ 0.50	Optional	✓
Pool Decking & other wet areas with minimal footwear	≥ 0.55	Required if tile size is > 3 x 3	
Covered Exterior	≥ 0.60	Required if tile size is > 3 x 3	
Interior Ramps, Incline and Uncovered Exterior	≥ 0.65	Required if tile size is > 6 x 6	

*Polished surface is suitable only for Dry & Level floor applications.




Suitable for exterior applications in freezing and non-freezing climates when proper installation methods are followed.

A DCOF value of ≥ 0.42 is the new standard for tiles specified for commercial application in standard A137.1–2012, Section 9.6. It replaces the SCOF value of ≥ 0.60 referenced in ASTM C1028. For more information on the correlation between the two values and about the DCOF AcuTest™, visit www.daltile.com/dcof.

OTHER APPLICATIONS

	Suitable
Walls/Backsplashes	✓
Countertops	✓
Pool Linings	✓


TRIM

	Type	Number	Size	Pieces Per Carton
	Floor Bullnose	S-43C9	3 x 12	30
	Cove Base	P-36C9T	6 x 12	22
	Cover Corner	PC-36C9T	1 x 6	15

Floor bullnose and cove base trim are intended to coordinate with floor field tile in the standard 90-degree installation position.

Cove base trim is clay body ceramic and is recommended for exterior applications in non-freezing climates only.

INSTALLATION

Grout Joint Recommendation	Shade Variation
1/8" (3/16" when rectangular size is installed in a staggered brick-joint pattern; overlap should not exceed 33%)	 Random (V4)

TEST RESULTS

	ASTM#	Result
Water Absorption	C373	< 0.5%
Breaking Strength	C648	> 400 lbs.
Scratch Hardness	MOHS	8.0 (Unpolished) 5.0 (Polished)
Chemical Resistance	C650	Resistant

NOTES

Special consideration needs to be given when installing tiles 20" and larger. Please refer to daltile.com/LargeTiles for more information.

Special care should be taken when grouting with dark pigmented colors. A grout release is recommended to prevent finely powdered pigments from lodging in the pores of the surface. Use of a latex modified thin-set is recommended for installation.

Strong random shading enhances the natural beauty of this product. To achieve optimal results, tile should be selected from multiple cartons and shading arrangement planned prior to installation.

Since there are variations in all fired products, tile and trim supplied for your particular installation may not match these samples. Final color selection should be made from actual tiles and trim and not from tile samples or color reproductions. Manufactured in accordance with ANSI A137.1 standards.

Water, oil, grease, etc. create slippery conditions. Floor applications with exposure to these conditions require extra caution in product selection. Not for use on ramps.

For additional information refer to "Factors to Consider" at daltile.com/Factors.



SCAN QR CODE FOR PRODUCT INFORMATION

Get a QR Code reader at: GET.DAL TILE.COM



7834 C. F. Hawn Freeway,
Dallas, Texas 75217 | 1.800.933.TILE

To view the complete collection of Daltile® products and information, visit our website at daltile.com.



IMAGINE WHAT'S POSSIBLE

©2015 Dal-Tile Corporation (3/15)

DESIGNED TO HELP EARN LEED™ CREDITS. For more detailed information, visit daltilegreenworks.com.